



weiß



grau



schwarz



3000°K

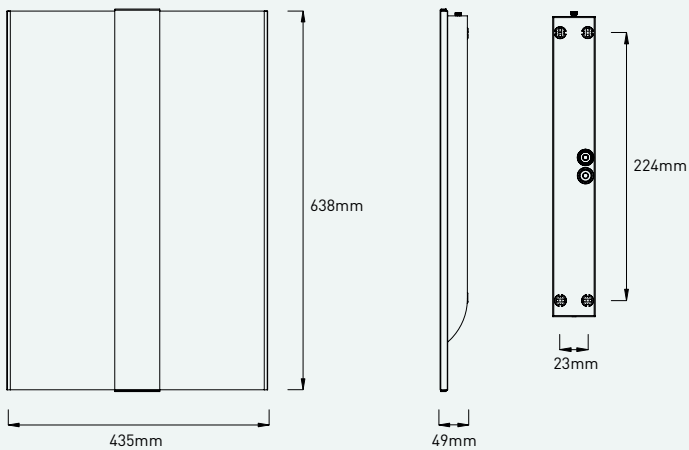
## LED Wandleuchten ‚Deco‘

2.500 lm

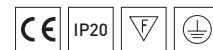
Dekorative LED Wandleuchten-Serie ‚FLY‘ in modernem Design.

Abdeckung:

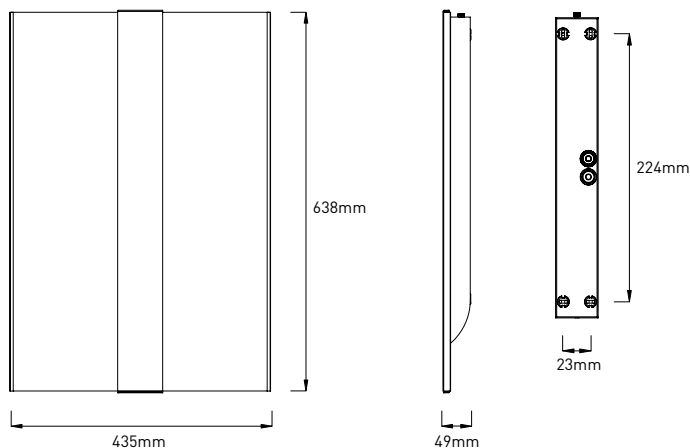
- lichtleitendes transluzentes Acrylglas



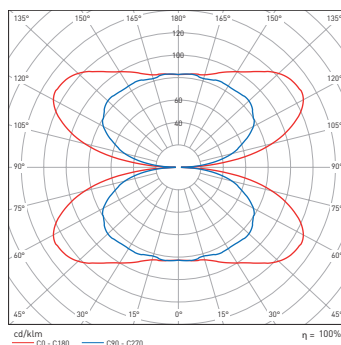
## FLY



Artikelnummer ZLED-	Abmessungen	Farbe	Lichtfarbe Kelvin	Lumen LED	Leistung System	Gewicht
700FLY4283026W	638 x 435 mm	weiss	3000°K	2.500 lm	26W	4,5 kg
700FLY4283026G	638 x 435 mm	grau	3000°K	2.500 lm	26W	4,5 kg
700FLY4283026B	638 x 435 mm	schwarz	3000°K	2.500 lm	26W	4,5 kg



FLY 26W:



Abstand [m]	Keigeldurchmesser [m]	Beleuchtungsstärke [lx]
0.50	4.7	EIP1 827
	5.7	EIC90 77.9° 4.0
		EIC01 80.1° 3.3
1.0	9.3	EIP1 207
	11	EIC90 77.9° 1.00
		EIC01 80.1° 0.82
1.5	14	EIP1 92
	17	EIC90 77.9° 0.44
		EIC01 80.1° 0.37
2.0	19	EIP1 52
	23	EIC90 77.9° 0.25
		EIC01 80.1° 0.21
2.5	23	EIP1 33
	29	EIC90 77.9° 0.16
		EIC01 80.1° 0.13
3.0	28	EIP1 23
	34	EIC90 77.9° 0.11
		EIC01 80.1° 0.09

— C0 - C180 (Halbstrreuwinkel: 165.2°)  
— C90 - C270 (Halbstrreuwinkel: 155.8°)

